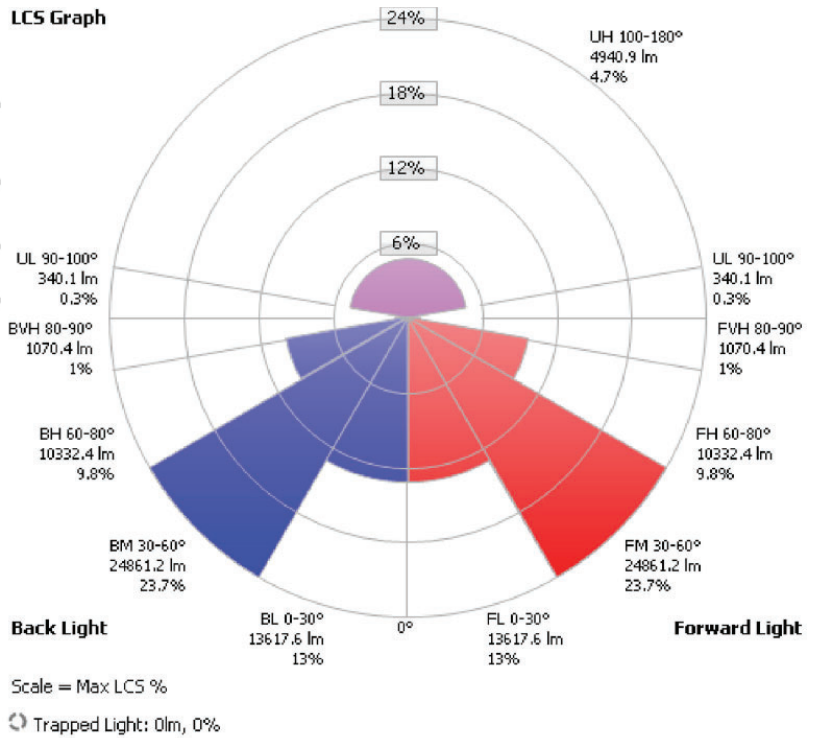
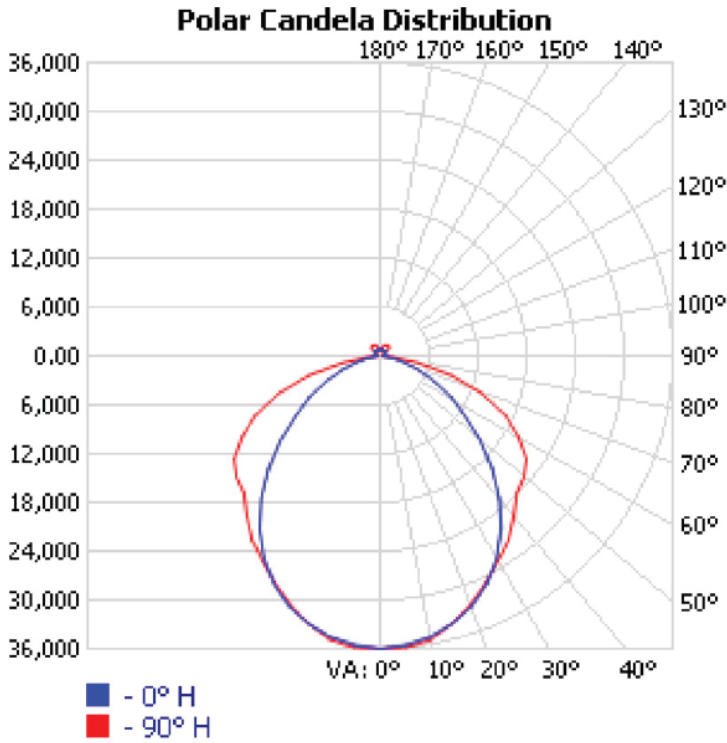


IK10+-E-9-DA-HO3-850-4'-U10-CA4



ZONAL LUMEN SUMMARY

ZONE	LUMENS	% LUMINAIRE
0-30	27,220.7	25.9%
0-40	43,911.5	41.8%
0-60	76,922.6	73.3%
60-90	22,797.5	21.7%
70-100	10,163.7	9.7%
90-120	1,380.7	1.3%
0-90	99,720.1	95%
90-180	5,281.4	5%
0-180	105,001.5	100%

COEFFICIENTS OF UTILIZATION - ZONAL CAVITY METHOD

EFFECTIVE FLOOR CAVITY REFLECTANCE: 20%

RCC %:	80				70				50				30				10				0					
	70	50	30	0	70	50	30	0	50	30	20	50	30	20	50	30	20	50	30	20	50	30	20	50	30	20
RW %:	1.18	1.18	1.18	1.18	1.15	1.15	1.15	.95	1.08	1.08	1.08	1.03	1.03	1.03	.97	.97	.97	.95	.95	.95	.95	.95	.95	.95	.95	.95
RCR: 0	1.07	1.02	.98	.94	1.04	1.00	.96	.80	.95	.91	.88	.90	.87	.85	.85	.83	.81	.79	.79	.79	.79	.79	.79	.79	.79	.79
1	.97	.89	.82	.76	.94	.87	.80	.67	.82	.77	.72	.78	.74	.70	.75	.71	.68	.65	.65	.65	.65	.65	.65	.65	.65	.65
2	.89	.78	.70	.63	.86	.76	.68	.56	.72	.66	.61	.69	.63	.59	.66	.61	.57	.55	.55	.55	.55	.55	.55	.55	.55	.55
3	.81	.69	.60	.53	.78	.67	.59	.48	.64	.57	.51	.61	.55	.50	.59	.53	.49	.47	.47	.47	.47	.47	.47	.47	.47	.47
4	.75	.62	.53	.46	.72	.60	.52	.42	.57	.50	.44	.55	.49	.44	.53	.47	.43	.40	.40	.40	.40	.40	.40	.40	.40	.40
5	.69	.55	.46	.40	.67	.54	.46	.37	.52	.44	.39	.50	.43	.38	.48	.42	.37	.35	.35	.35	.35	.35	.35	.35	.35	.35
6	.64	.50	.41	.35	.62	.49	.41	.33	.47	.40	.34	.45	.39	.34	.44	.38	.33	.31	.31	.31	.31	.31	.31	.31	.31	.31
7	.59	.46	.37	.31	.58	.45	.37	.30	.43	.36	.31	.42	.35	.30	.40	.34	.29	.27	.27	.27	.27	.27	.27	.27	.27	.27
8	.55	.42	.34	.28	.54	.41	.33	.27	.40	.33	.28	.38	.32	.27	.37	.31	.27	.25	.25	.25	.25	.25	.25	.25	.25	.25
9	.52	.39	.31	.26	.50	.38	.31	.24	.37	.30	.25	.36	.29	.25	.34	.29	.24	.23	.23	.23	.23	.23	.23	.23	.23	.23
10																										

OPTION DATA

CONTACT FACTORY FOR DETAILED SPECIFICATIONS OF EACH OPTION. EVERY OPTION IS AVAILABLE IN 347/480V.

DAYLIGHT HARVESTING & OCCUPANCY SENSOR	
CONTROL TYPE	PIR/PHOTOCELL 1-10v
AMBIENT TEMPERATURE	5°C TO 55°C
MOUNTING HEIGHT	8' TO 40'

DAYLIGHT HARVESTING SENSOR - DIMMER	
CONTROL TYPE	PHOTOCELL 1-10v
AMBIENT TEMPERATURE	5°C TO 55°C
MOUNTING HEIGHT	8' TO 40'

OCCUPANCY SENSOR - ON/OFF	
CONTROL TYPE	PIR LINE VOLTAGE
AMBIENT TEMPERATURE	-10°C TO 60°C
MOUNTING HEIGHT	15' TO 40'

EMERGENCY BATTERY 10-WATT	
APPROXIMATE LUMEN OUTPUT	1,360 LUMENS WITH CA LENS AND 5000K
AMBIENT TEMPERATURE	0°C TO 55°C
ILLUMINATION TIME	90 MINUTES

EMERGENCY BATTERY 15-WATT	
APPROXIMATE LUMEN OUTPUT	2,040 LUMENS WITH CA LENS AND 5000K
AMBIENT TEMPERATURE	0°C TO 55°C
ILLUMINATION TIME	90 MINUTES

WIRELESS CONTROL MODULE	
CONTACT FACTORY	

MOUNTING DETAILS

CABLE MOUNTS:



H4PXX (AC CABLE 4-POINT)


- “xx” DENOTES LENGTH IN FEET.
- AVAILABLE IN 10’, 20’, 30’
- “ss” AT END OF PART NUMBER DENOTES NATATORIUM GRADE 316 STAINLESS STEEL. RECOMENDED FOR NATATORIUM APPLICATIONS

SURFACE MOUNTS:



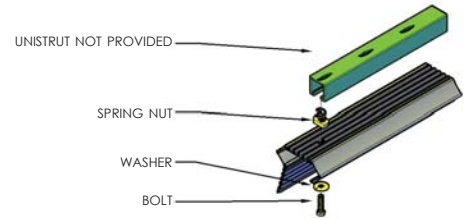
SM (SURFACE MOUNT)

- NO ADDITIONAL HANGING HARDWARE PROVIDED
- FIXTURE MAY BE ANCHORED TO ANY SUITABLE SUBSTRATE THROUGH ELECTRONICS CHANNEL



UH2 (UNISTRUT HARDWARE, 2 POINT)

- UNISTRUT HARDWARE INCLUDES SPRING-NUT AND BOLT
- 2 SETS WILL BE PROVIDED



PENDANT MOUNT:



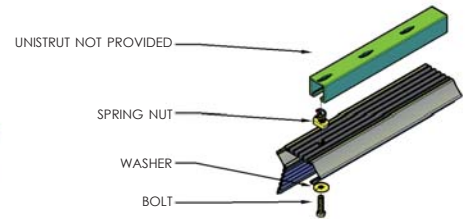
SPM (SINGLE POINT MOUNT)

- 3/4” IP THREADED HUB, SUSPENDED JUNCTION BOX
- FIXED LENGTH (3’ OR 5’) AIRCRAFT CABLE HANGERS PROVIDED WITH HOOK ENDS.
- POWER CORD ORDERED SEPARATELY




UH4 (UNISTRUT HARDWARE, 4 POINT)

- UNISTRUT HARDWARE INCLUDES SPRING-NUT AND BOLT
- 4 SETS WILL BE PROVIDED



MYER’S HUB PENDANT MOUNTS:



MH1P (MYERS HUB 1 POINT)

- (1) 3/4” IP THREADED HUB PROVIDED
- OTHER HUB DIAMETERS ARE AVAILABLE, CONTACT FACTORY
- MACHINED MOUNTING POINT IN FIXTURE CENTER PROVIDED
- STEM/THREADED ROD NOT PROVIDED
- NOT AVAILABLE ON ALL MODELS AND OPTIONS, CONTACT FACTORY FOR DETAILS.



MH2P (MYERS HUB 2 POINT)

- (2) 3/4” IP THREADED HUBS PROVIDED
- OTHER HUB DIAMETERS ARE AVAILABLE, CONTACT FACTORY
- MACHINED MOUNTING POINTS IN FIXTURE CHANNEL(S) PROVIDED
- STEMS/THREADED RODS NOT PROVIDED
- NOT AVAILABLE ON ALL MODELS AND OPTIONS, CONTACT FACTORY FOR DETAILS.