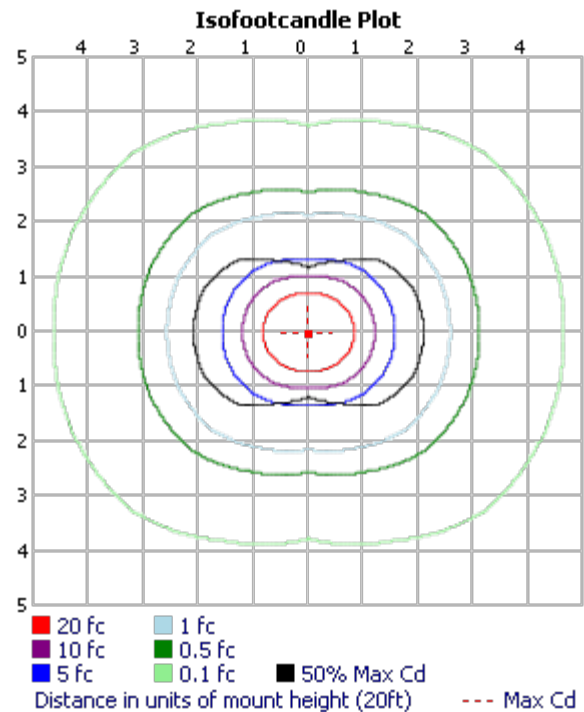
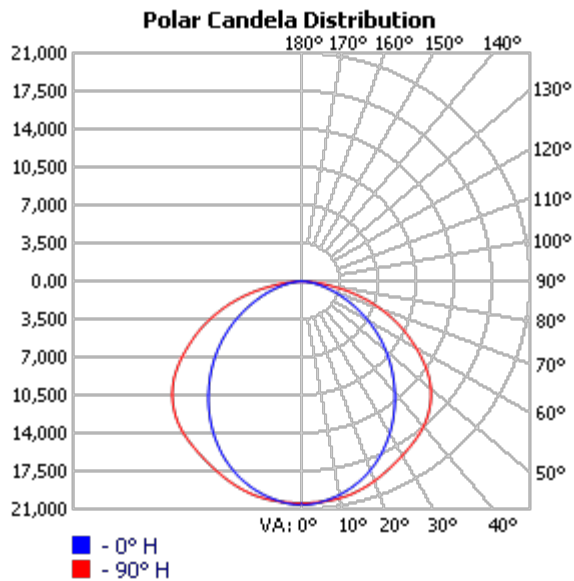


MANUFACTURER: LUX DYNAMICS, RENO, NV 89502
TEST #: LLI-17187-2
TEST LAB: LIGHTLAB INTERNATIONAL (WWW.LIGHTLABINT.COM)
TEST DATE: THIS FILE CREATED: WEDNESDAY, JULY 12, 2017 4:56:26 PM
CATALOG: LUX-IK10-12-T-HO2-850-2'-U10-CA2'
DESCRIPTION: LUX DYNAMICS - HIGH BAY LUMINAIRE. PRODUCT ID: LUX-IK10-12-T-HO2-850-2'-U10-CA2' EXTRUDED ALUMINUM DRIVER HOUSING AND LED BARS WITH CLEAR PLASTIC LENSES. 1344 LEDS MOUNTED IN ONE 2X56 ARRAY ON EACH OF 12 BARS. 6 OSRAM OPTOTRONIC LED DRIVERS. MODEL: OTI 85/120-277/2A3 DIM L SET TO 1950 MA. OPERATING AT 120 VAC AND 60 HZ.
LAMP OUTPUT: TOTAL LUMINAIRE LUMENS: 62811.3, **ABSOLUTE PHOTOMETRY ***
INPUT WATTAGE: 540
LUMINOUS OPENING: RECTANGLE (L: 23.27", W: 22.01")
MAX CD: 20,600.0 AT HORIZONTAL: 0°, VERTICAL: 0.5°
ROADWAY CLASS: TYPE VS

No
 Photo
 Available



*TEST BASED ON ABSOLUTE PHOTOMETRY WHERE LAMP LUMENS=LUMENS TOTAL.

*CUTOFF CLASSIFICATION AND EFFICIENCY CANNOT BE PROPERLY CALCULATED FOR ABSOLUTE PHOTOMETRY.

VISUAL PHOTOMETRIC TOOL 1.2.46 COPYRIGHT 2017, ACUITY BRANDS LIGHTING.

THIS PHOTOMETRIC REPORT HAS BEEN GENERATED USING METHODS RECOMMENDED BY THE IESNA. CALCULATIONS ARE BASED ON PHOTOMETRIC DATA PROVIDED BY THE MANUFACTURER, AND THE ACCURACY OF THIS PHOTOMETRIC REPORT IS DEPENDENT ON THE ACCURACY OF THE DATA PROVIDED. END-USER ENVIRONMENT AND APPLICATION (INCLUDING, BUT NOT LIMITED TO, VOLTAGE VARIATION AND DIRT ACCUMULATION) CAN CAUSE ACTUAL PHOTOMETRIC PERFORMANCE TO DIFFER FROM THE PERFORMANCE CALCULATED USING THE DATA PROVIDED BY THE MANUFACTURER. THIS REPORT IS PROVIDED WITHOUT WARRANTY AS TO ACCURACY, COMPLETENESS, RELIABILITY OR OTHERWISE. IN NO EVENT WILL ACUITY BRANDS LIGHTING BE RESPONSIBLE FOR ANY LOSS RESULTING FROM ANY USE OF THIS REPORT.

ZONAL LUMEN SUMMARY

| ZONE | LUMENS | % LUMINAIRE |
|--------|----------|-------------|
| 0-30 | 16,010.2 | 25.5% |
| 0-40 | 26,485.1 | 42.2% |
| 0-60 | 48,422.7 | 77.1% |
| 60-90 | 14,388.5 | 22.9% |
| 70-100 | 6,133.4 | 9.8% |
| 90-120 | 0.000 | 0% |
| 0-90 | 62,811.3 | 100% |
| 90-180 | 0.000 | 0% |
| 0-180 | 62,811.3 | 100% |

LUMENS PER ZONE

| ZONE | LUMENS | % TOTAL | ZONE | LUMENS | % TOTAL |
|-------|----------|---------|---------|--------|---------|
| 0-10 | 1,939.4 | 3.1% | 90-100 | 0.000 | 0% |
| 10-20 | 5,573.8 | 8.9% | 100-110 | 0.000 | 0% |
| 20-30 | 8,496.9 | 13.5% | 110-120 | 0.000 | 0% |
| 30-40 | 10,474.9 | 16.7% | 120-130 | 0.000 | 0% |
| 40-50 | 11,324.3 | 18.0% | 130-140 | 0.000 | 0% |
| 50-60 | 10,613.4 | 16.9% | 140-150 | 0.000 | 0% |
| 60-70 | 8,255.1 | 13.1% | 150-160 | 0.000 | 0% |
| 70-80 | 4,859.0 | 7.7% | 160-170 | 0.000 | 0% |
| 80-90 | 1,274.4 | 2.0% | 170-180 | 0.000 | 0% |

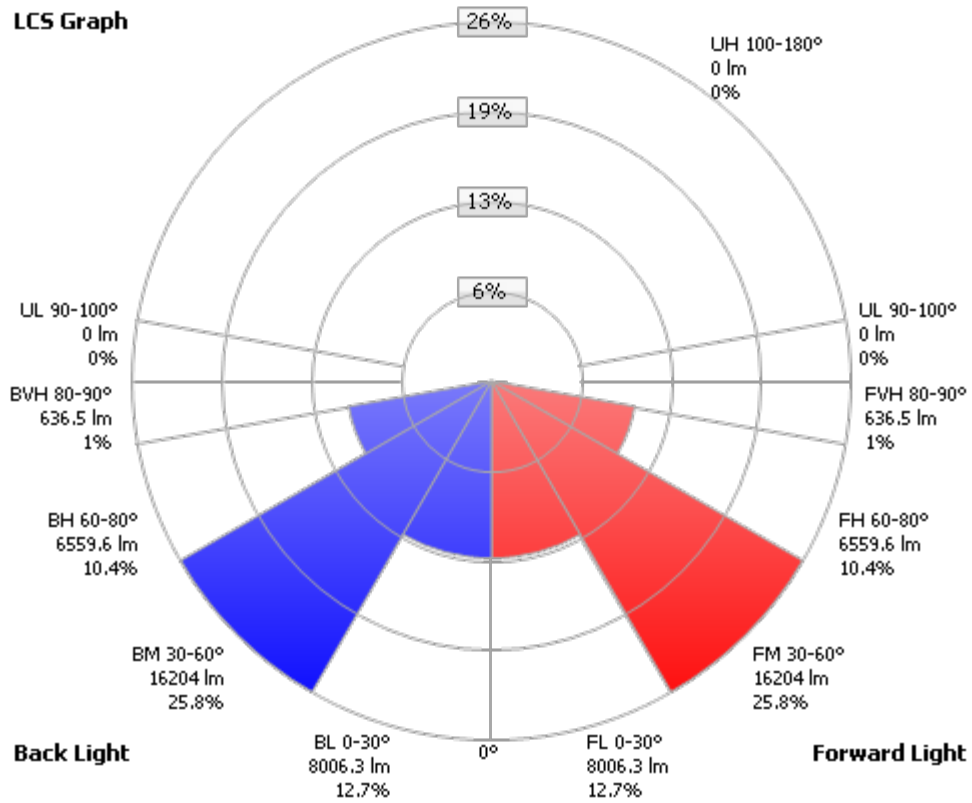
ROADWAY SUMMARY

| DISTRIBUTION: | TYPE VS | |
|------------------------|----------|--------|
| MAX CD, 90 DEG VERT: | 0.000 | |
| MAX CD, 80 TO <90 DEG: | 3,434.7 | |
| | LUMENS | % LAMP |
| DOWNWARD STREET SIDE: | 31,406.4 | 50% |
| DOWNWARD HOUSE SIDE: | 31,406.4 | 50% |
| DOWNWARD TOTAL: | 62,812.8 | 100% |
| UPWARD STREET SIDE: | 0.000 | 0% |
| UPWARD HOUSE SIDE: | 0.000 | 0% |
| UPWARD TOTAL: | 0.000 | 0% |
| TOTAL LUMENS: | 62,812.8 | 100% |

LCS TABLE

| BUG RATING | B5 - U0 - G4 | |
|-------------------|--------------|----------|
| FORWARD LIGHT | LUMENS | LUMENS % |
| LOW(0-30): | 8,006.3 | 12.7% |
| MEDIUM(30-60): | 16,204.0 | 25.8% |
| HIGH(60-80): | 6,559.6 | 10.4% |
| VERY HIGH(80-90): | 636.5 | 1% |
| BACK LIGHT | | |
| LOW(0-30): | 8,006.3 | 12.7% |
| MEDIUM(30-60): | 16,204.0 | 25.8% |
| HIGH(60-80): | 6,559.6 | 10.4% |
| VERY HIGH(80-90): | 636.5 | 1% |
| UPLIGHT | | |
| LOW(90-100): | 0.000 | 0% |
| HIGH(100-180): | 0.000 | 0% |
| TRAPPED LIGHT: | 0.000 | 0% |

LCS Graph



Back Light

Forward Light

Scale = Max LCS %

☉ Trapped Light: 0lm, 0%

| CANDELA TABLE - TYPE C | | | | | |
|------------------------|-------|-------|-------|-------|-------|
| | 0 | 22.5 | 45 | 67.5 | 90 |
| 0 | 20466 | 20466 | 20466 | 20466 | 20466 |
| 5 | 20414 | 20409 | 20369 | 20389 | 20399 |
| 10 | 19972 | 20096 | 20172 | 20256 | 20287 |
| 15 | 19343 | 19537 | 19825 | 19955 | 20007 |
| 20 | 18497 | 18808 | 19302 | 19492 | 19568 |
| 25 | 17436 | 17919 | 18605 | 18930 | 19049 |
| 30 | 16196 | 16891 | 17802 | 18342 | 18527 |
| 35 | 14811 | 15745 | 16957 | 17767 | 18026 |
| 40 | 13322 | 14500 | 16072 | 17137 | 17441 |
| 45 | 11778 | 13156 | 15082 | 16307 | 16623 |
| 50 | 10194 | 11693 | 13911 | 15182 | 15508 |
| 55 | 8559 | 10101 | 12493 | 13728 | 13979 |
| 60 | 6881 | 8415 | 10863 | 11916 | 12090 |
| 65 | 5225 | 6698 | 9057 | 9973 | 10139 |
| 70 | 3715 | 5014 | 7170 | 7896 | 7991 |
| 75 | 2405 | 3430 | 5199 | 5734 | 5720 |
| 80 | 1327 | 2033 | 3243 | 3435 | 3258 |
| 85 | 499 | 848 | 1340 | 1298 | 1202 |
| 90 | 0 | 0 | 0 | 0 | 0 |