




# Series: Specification Sheet

## LUX ILLUMINATED TRUSS

The LiT (LUX illuminated Truss) combined with the new WAVE+ is an unbeatable combination of performance, beauty, and uniformity.



### Performance

- Lumen output: **Up to 20,500 lumens (per section)**
- Efficacy: **Up to 133 Lumens per Watt**
- L<sub>70</sub> (per TM-21): **>72,000 Hours**
- L<sub>70</sub> (calculated): **147,000 Hours**
- Ambient Temp. Rating: **-40°F to 150°F (-40°C to 65.5°C)**  
Ambient temperature rating varies for auxiliary components
- Surge Protection: **6kV (10kV Option Available)**

### Construction

- Extruded 6463 aluminum construction
- Stainless-steel hardware
- Powdercoated aluminum endcaps
- Isolated extruded aluminum driver channels (polished)
- Thermally independent extruded aluminum heat sink LED bars (polished)
- Also available as non-illuminated structure

### Listing and Ratings

- UL 1598 for Dry, Damp, and Wet Locations
- ARRA Compliant (Made in America)
- IP55 Rated
- UL EPH Listed - NSF Rated
- DLC Premium Listed
- Exceeds IK10 impact rating with PC lens
- IK10 rating does not apply to acrylic lenses
- Unified Glare Rating (UGR) 20 with deflector, 31.7 without deflector

### Applications

- Gymsnasiums/Sports Facilities
- Arenas/Fieldhouses
- Natatoriums
- Tennis Courts
- Architectural
- Airport/Aviation

### Installation

- Aircraft cable suspension

### Optics

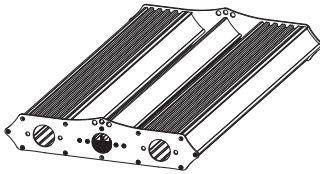
- Wide 120° beam angle LEDs
- Rotatable LED bars allow for custom distributions
- Diffusing lens with coextruded gasket available in clear and white
- Acrylic and polycarbonate lens materials available
- Optional deflector shield reduces fixture glare

### Warranty

- 10-Year Warranty on fixture body
- 5-Year Warranty on electronics
- For special requests, contact Factory

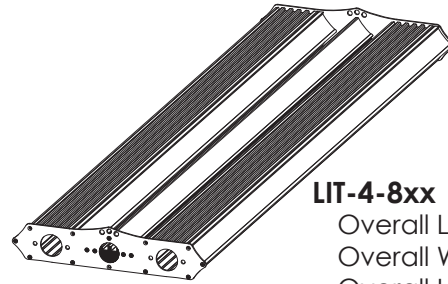


LIT		2	850		WA		
		Affects fixture footprint size and maximum lumen output.		Other CCT and CRI available. Consult Factory.			
Series	Section	CRI / CCT			Lensing		
LIT	8	8' long	865	80CRI	6500K	WA WP White acrylic lensing White polycarbonate lensing	
	4	4' long	857	80CRI	5700K		
	2	2' long	850	80CRI	5000K		
	CNR	Corner		840	80CRI		4000K
				835	80CRI		3500K
				830	80CRI		3000K
				827	80CRI		2700K
				950	90CRI		5000K
		940	90CRI	4000K			
		935	90CRI	3500K			
		927	90CRI	2700K			
GREYED options not stocked and may need additional lead time							




### LIT-2-8xx

Overall Length: 23.13"  
Overall Width: 14.00"  
Overall Height: 3.00"  
Weight: 8 LBS



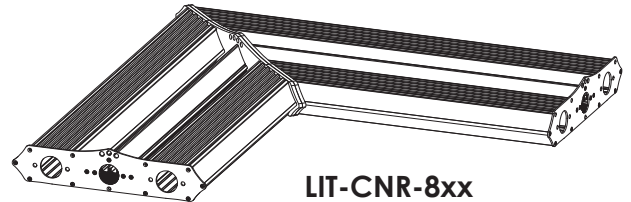
### LIT-4-8xx

Overall Length: 46.20"  
Overall Width: 14.00"  
Overall Height: 3.00"  
Weight: 15 LBS



### LIT-8-8xx

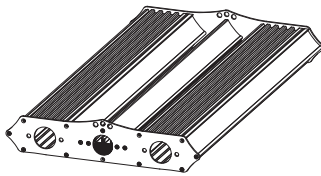
Overall Length: 92.20"  
Overall Width: 14.00"  
Overall Height: 3.00"  
Weight: 28 LBS



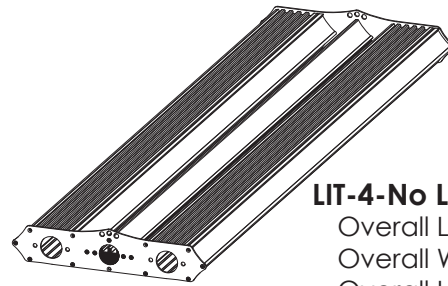
### LIT-CNR-8xx

Overall Length: 31.00"  
Overall Width: 31.00"  
Overall Height: 3.00"  
Weight: 17 LBS

LIT		2		No Light	
		Affects fixture footprint size and maximum lumen output.			
Series		Section			
LIT	8	8' long			
	4	4' long			
	2	2' long			
	CNR	Corner			



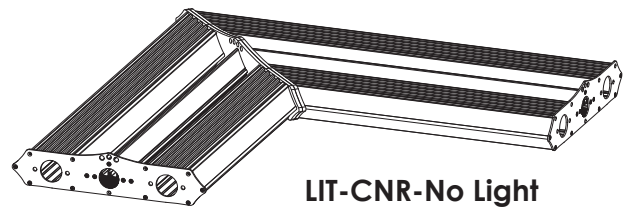
**LIT-2-No Light**  
 Overall Length: 23.13"  
 Overall Width: 14.00"  
 Overall Height: 3.00"  
 Weight: 7 LBS



**LIT-4-No Light**  
 Overall Length: 46.20"  
 Overall Width: 14.00"  
 Overall Height: 3.00"  
 Weight: 14 LBS



**LIT-8-No Light**  
 Overall Length: 92.20"  
 Overall Width: 14.00"  
 Overall Height: 3.00"  
 Weight: 26 LBS



**LIT-CNR-No Light**  
 Overall Length: 31.00"  
 Overall Width: 31.00"  
 Overall Height: 3.00"  
 Weight: 16 LBS